







Ocean Layers

K - 2nd
Grade

Materials

-  Construction paper or copy paper
-  Scissors
-  Crayons
-  Markers
-  Colored Pencils
-  Glue

Students will learn about the different ocean layers and what fish live there.

The Layers

Zone	Depth	Information
Sunlight Zone	0-600 ft	90% of ocean animals live here (sharks, sea turtles, jellyfish, etc.)
Twilight Zone	600-3300 ft	You'll find animals, crabs, some sharks, and lobsters living in this cold, dark water.
Midnight Zone	3300-13200 ft	Not very much food. The only light is made from animals like squid and eels.
Abyss	13200-19700 ft	Near freezing, no light, very few animals, largest part of the ocean
Trenches	19700-36000 ft	Deepest part of the ocean. Temperature is barely above freezing. Some sea stars and worms.

Directions

1. Cut a brown layer to make a trench and glue it onto the bottom of the blue construction paper but make sure not to cover it completely. Then cut out more layers with the other blues
2. Label the layers of the ocean with the marker starting with the lightest layer first.
3. Draw some ocean animals and cut them out. After you cut them out glue them into the correct ocean layer.

Click on the shark to see an example!

