





# Ocean Food Chain

## Materials

-  Scissors
-  Paper
-  Glue/Tape
-  Coloring tools



Students will learn about the ocean food chain.

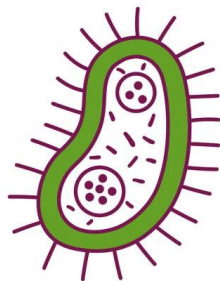
K - 2nd  
Grade

## What is a Food Chain?

A food chain in the ocean begins with tiny one-celled organisms called diatoms, which make their own food from sunlight. Shrimplike creatures eat the diatoms. Small fish eat the shrimplike creatures, and bigger fish eat the small fish.

## Directions

1. Start by drawing these ocean animals: Shark, turtle or octopus, seahorse or jellyfish, shrimp, and a diatom (see picture below).
2. With a separate piece of paper cut out some strips.
3. Once you have your ocean animals cut and colored grab tape or glue and put them on the strips you cut out previously in this order:
  - a. Shark
  - b. Turtle or octopus
  - c. Seahorse or jellyfish
  - d. Shrimp
  - e. Single cell organism



Click the Diatom above to see animal template.

